

STRATO® Satin



STS

STS 501 – 509

The Strato® Satin collection highlights an array of soft-hued silky colours, creating a creamy and pearly finish for a sophisticated and refined look.

Pick from a range of light to dark pastel tones to match any kind of environment, whether it's a bedroom, café, or office space.

Appearance

Low Sheen			High Sheen
Smooth Texture			Rough Texture
Matte			Metallic

Features



Low VOC
& Odor



Green Choice, Water
Based & Eco-friendly



Formaldehyde
& Lead Free



Easy Application
& DIY Friendly



Applicable
on Ceiling



Easy to
Touch Up



Easy
Maintenance



Satin
Finish

• Interior use only



STS-501 Floral White



STS-502 Seashell



STS-503 Misty Rose



STS-501 Floral White



STS-502 Seashell

All color shown are as close to the actual Suzuka® Strato® colors as modern printing techniques permit, nonetheless, there are still color/tone differences.

We highly recommend seeing actual samples before ordering.



STS-504 Peach Puff



STS-504 Peach Puff



STS-506 Ash Blonde




STS-506 Ash Blonde




STS-506 Ash Blonde

All color shown are as close to the actual Suzuka® Strato® colors as modern printing techniques permit, nonetheless, there are still color/tone differences.


We highly recommend seeing actual samples before ordering.



STS-504 Peach Puff



STS-505 Milky Latte



STS-506 Ash Blonde



STS-505 Milky Latte



STS-508 Pale Green



STS-507 Slate Grey



STS-505 Milky Latte

All color shown are as close to the actual Suzuka® Strato® colors as modern printing techniques permit, nonetheless, there are still color/tone differences.

We highly recommend seeing actual samples before ordering.



STS-507 Slate Grey



STS-508 Pale Green



STS-509 Rust



STS-508 Pale Green



STS-509 Rust

SUZUKA®
WALL SEALER PRO

“ Make your wall finishes last longer! ”

Superior primer for concrete, skimmed or masonry surfaces.

This sealer that has good substrate penetration abilities to increase adhesion of product to prevent chalking or peeling off. It has excellent alkaline resistance properties that can prevent efflorescence. It is an ideal base coat for any SUZUKA® or any wall finish products.

Packing Size:

- 1L
- 5L
- 20L

Coverage	Drying Time (hour)		
6.5 - 8.5 m²/l/coat	Surface Dry : 1	Hard Dry : 5	Recoating : 5
	Substrate Temperature: 23°C - 26°C		

Suitable for:

- Masonry wall
- Brickwork
- Plaster
- Skimmed Coat
- Asbestos free substrate

Features:

- Excellent alkaline resistance to prevent efflorescence.
- Good for new walls and repainting.
- Prevents skim coat from chalking & peeling off.
- Extremely good penetration.
- Excellent adhesion.
- Exterior and interior use.
- Applicable with brush, roller or spray gun.

Airless Spray	Nozzle 1.8 - 2.0 mm	Spray Angle Degree 65° - 80°	Pressure 210 psi/150kg/cm²
---------------	------------------------	---------------------------------	-------------------------------



Packing Data

1 L	Primer
1 L	Texture Coat

* Piccolo tool is sold separately

Coverage (per set)	
WALL	6 - 7 sqm
CEILING	5 - 6 sqm

Strato® Satin

Application Technique

Application Video



Preparation:

- Cover the edges of surface that won't be painted by masking it with tape, paper or plastic.
- Clean up the wall surface to ensure it is free from dirt and dust.



1 Primer

Roll 2 layers of primer on the entire surface. Allow 30 minutes to dry between the layers.
(The primer can be diluted with maximum 5% of clean water)

Tool: Roller



2 Sanding

Sand the entire surface in circular motion to ensure the surface is smooth.

Tool: 600 Grit Sand Paper



3 Texture Coat

Step A : Trowel

Scrape texture coat evenly onto the surface.

Tool: Stainless Steel Trowel



Step B : Piccolo

Use piccolo tool to create texture effects by moving with random motion. Let dry for 30 to 40 minutes.

Tool: Piccolo Tool

IMPORTANT:

Color may vary on application technique & amount of material used.



Tools: Roller, Sand Paper (600 Grit) Trowel & Piccolo Tool