

STRATO® Taffeta

SRT

SRT 201 – 233

A vibrant color layered in texture and dusted with a shimmering pearl effect crafts a bold and radiant feel onto the wall.

Appearance

Low Sheen		High Sheen
Smooth Texture		Rough Texture
Matte		Metallic

Features



Low VOC
& Odor



Green Choice, Water
Based & Eco-friendly



Formaldehyde
& Lead Free



Easy Application
& DIY Friendly



Applicable
on Ceiling



Easy
Maintenance



Shimmering
Finish

• Interior use only



SRT-201 Pewter Grey



SRT-203 Light Steel Blue



SRT-209 Light Sephia




SRT-214 Light Sapphire




SRT-219 Oyster Beige



SRT-225 Blue Waves



SRT-231 Malted Mocha



SRT-232 Pale Lavender



SRT-233 Ocean Surface

SRT-201 Pewter Grey



SRT-214 Light Sapphire



All color shown are as close to the actual Suzuka® Strato® colors as modern printing techniques permit, nonetheless, there are still color/tonne differences.

We highly recommend seeing actual samples before ordering.



SRT-203 Light Steel Blue



SRT-232 Pale Lavender



Packing Data

1 L	Primer
1 L	Texture Coat
0.5 L	Topcoat (SR-Top 2)

Coverage (per set)

WALL	4.5 sqm
CEILING	3.5 sqm

Strato® Taffeta

Application Technique

Application Video



Preparation:

- Cover the edges of surface that won't be painted by masking it with tape, paper or plastic.
- Clean up the wall surface to ensure it is free from dirt and dust.



1 Primer

Roll 2 layers of primer on the entire surface. Allow 30 minutes to dry between the layers.
(The primer can be diluted with maximum 5% of clean water)

Tool: Roller



2 Sanding (Optional)

Sand the entire surface in circular motion to ensure the surface is smooth.

Tool: 600 Grit Sand Paper



3 Texture Coat

Scrape texture coat in a random criss cross pattern. 2-3 layers. Every layer requires 30 minutes to dry.

Tool: Stainless Steel Scraper



4 Sanding

Sand the entire surface in circular motion to enhance the pattern.

Tool: 600 Grit Sand Paper



5 Topcoat


Scrape on topcoat SR-Top 2 in a random criss cross overlapping patterns. Allow 1 hour to dry.

Taffeta has a **shimmering** pearl effect topcoat. For a **matte** finishing, please request **SR-Top 1**.

Tool: Stainless Steel Scraper

IMPORTANT:

Color may vary on application technique & amount of material used.



Tools: Roller, Sand Paper (600 Grit) & Stainless Steel Scraper.